



GRINNELL-NEWBURG SCHOOL DISTRICT

STATE OF THE DISTRICT ADMINISTRATION
PRESENTATION

DECEMBER 13, 2017

OUR VISION AND MISSION



Mission:

The Grinnell--Newburg School District, in partnership with the entire community will empower every student to become a lifelong learner who is a responsible, productive, and engaged citizen within the global community.

Vision:

Every student is achieving at his or her maximum potential in an engaging, inspiring, and challenging learning environment.



District Goals 2016-2018

- **Financial Resources**
- **Promote High Levels of Achievement: 4C's**
- **Productive Learning Environments: PD**
- **Safe**
- **Engage Families**



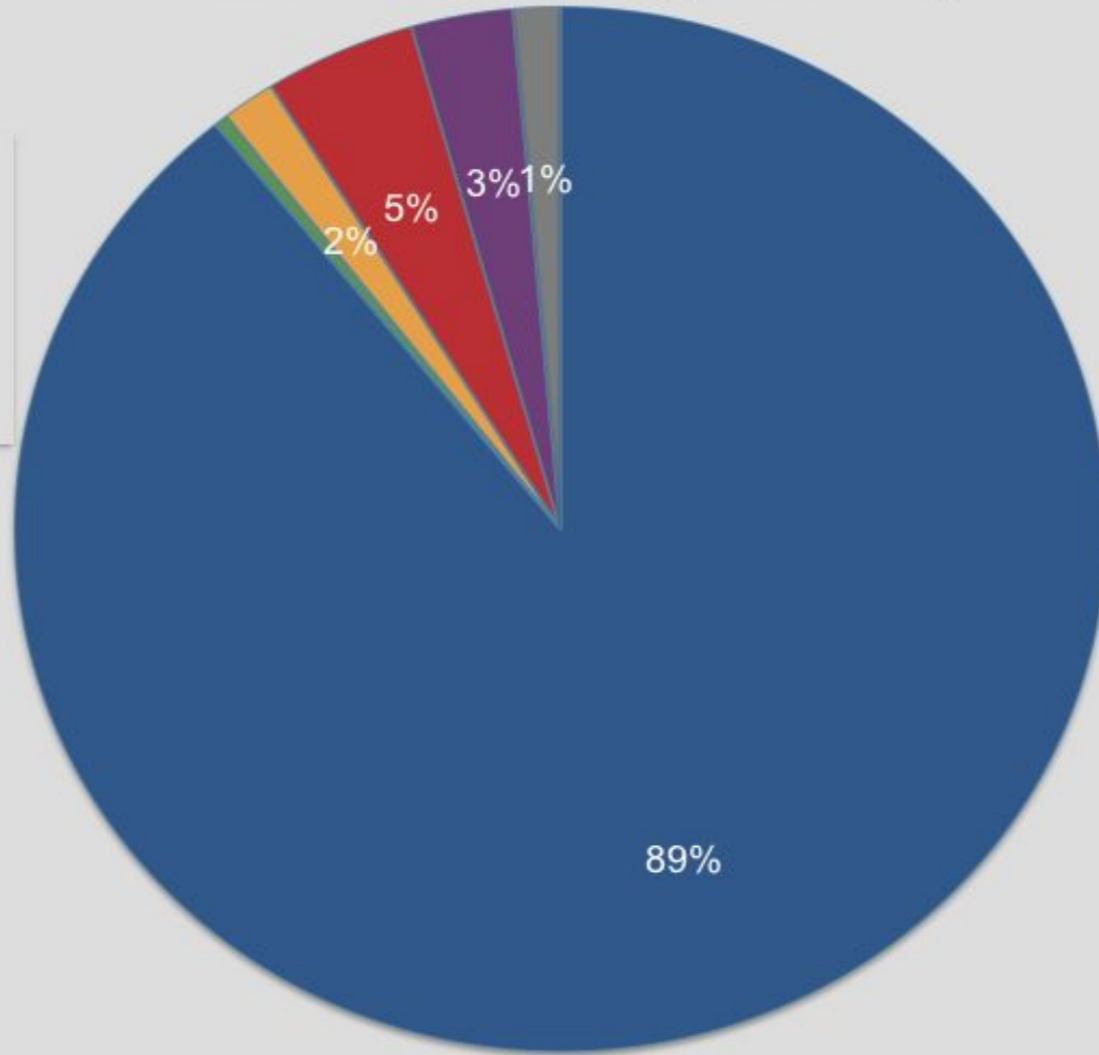
District Profile

- **K-12 School District**
- **Serve square miles: 220**
- **5 schools:**
 - **2 Primary (K-2 and PreK-2)**
 - **Grade level 3-4**
 - **Middle School**
 - **High School**
- **Total Number of Students: 1747**
 - **Includes Pre-K, Open Enrolled In and dual enrolled students**
- **Average teachers years experience: 14.82**
- **Teacher Retention Rate (years of service): 10.99**
- **Teachers with Master's Degree: 54 (40%)**
- National Board Certified Teachers: 4**
- **Total Staff:**
 - **Certified (teachers/counselors/nurses): 135**
 - **Non-certified (paras/support/other.): 162**
 - **Department Heads, principals, Dean: 12**

● White ● American Indian ● Black ● 2 or more races ● Hispanic ● Asian

Grinnell-Newburg Ethnicity

2017 Fall Data



Student Population 2017

- Special Education students served 260 (14.9%)

- TAG: 228 (13%)

- Enrichment: 173 Students

- English Language Learners: 9 (.5%)

- Free and Reduced Lunch: 512 (30.3%)

- Homeless: 5

BP:

Enrichment: 16 students - 9%

Fairview Tag: We don't have TAG at the K-2 level - just enrichment

Enrichment: 33 students - 18%

Davis Tag:

ELP (3rd-4th): 19 students- 7%

Enrichment (3rd-4th): 74 students- 26%

Math Accelerated Students: 21 students- 8%

GMS:

Tag: 47

Enrichment: 39

GHS: Tag (11th-12th): (35) 13.6%

ELP (9th-10th): (39) 14.4%

Enrichment (9th-10th): (11) 4.1%

IEP: (61) 11.6%

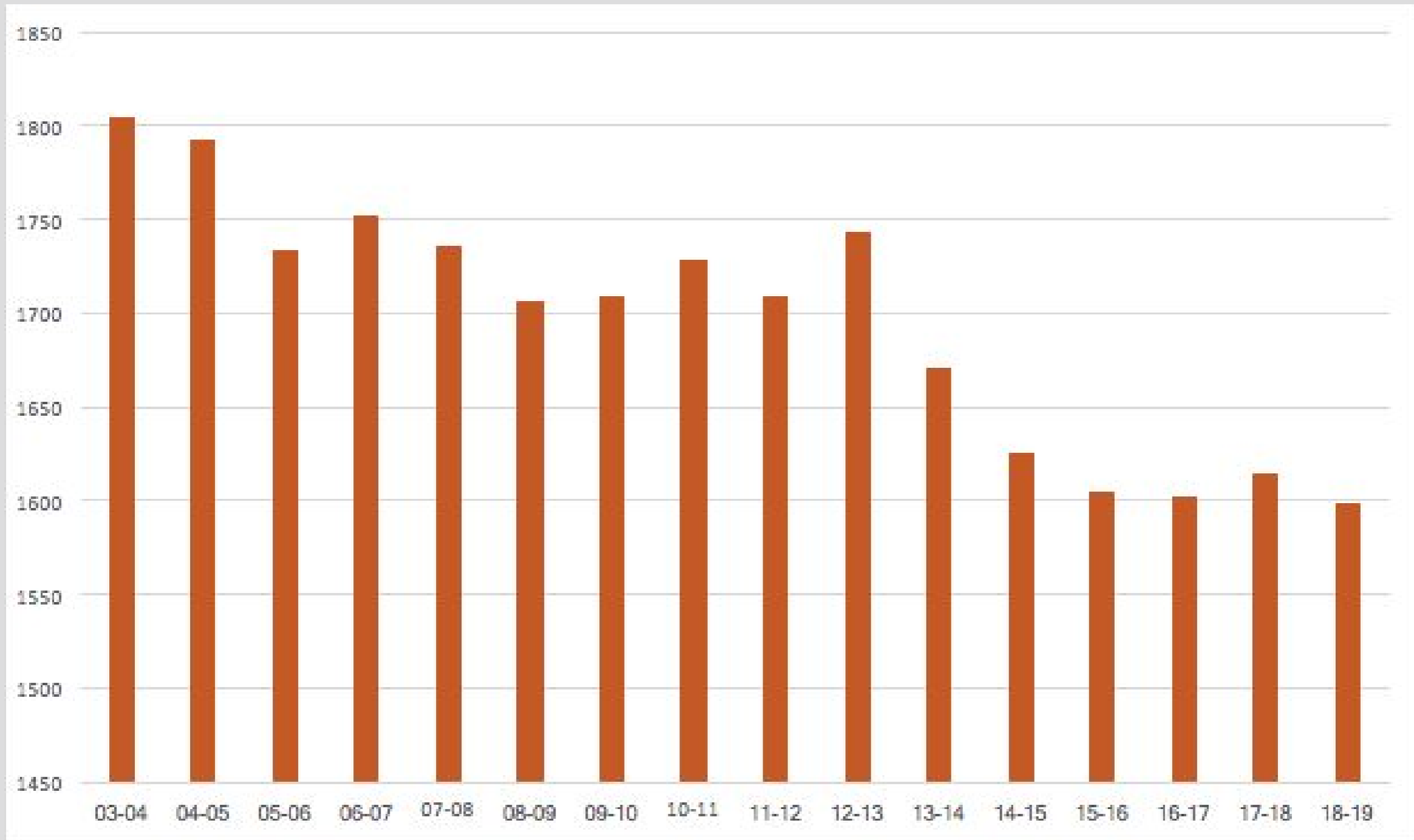
Reduced Lunch: (26) 5%

Free Lunch: (109) 20.8%

Current Head Count 10-30-17

Grade	Number of students
Pre-K	140
K	96
1	100
2	127
3	139
4	141
5	115
6	127
7	128
8	118
9	126
10	132
11	130
12	128
Total	1747

Certified Enrollment Trends



- Data includes open enrolled out students and partial students for: dual enrolled and 4 year preschool
- Does not include open enrolled in students or 3 or 5 year preschool students

Staffing

*Includes all staff included in Master Contract

Certified High School Teachers - 37 (includes Consortium and Counselors, does not include nurse)

High School Paras - 13 (only includes paras included in the master contract)

Certified Middle School Teachers - 37 (includes BI T. Dayton and Counselors, does not include nurses)

Middle School Paras - 16

Certified Davis Elementary Teachers - 17 (includes Counselor)

Davis Elementary Paras - 11

Certified Bailey Park Elementary Teachers - 13 (does not include Counselor)

Bailey Park Elementary Paras - 9

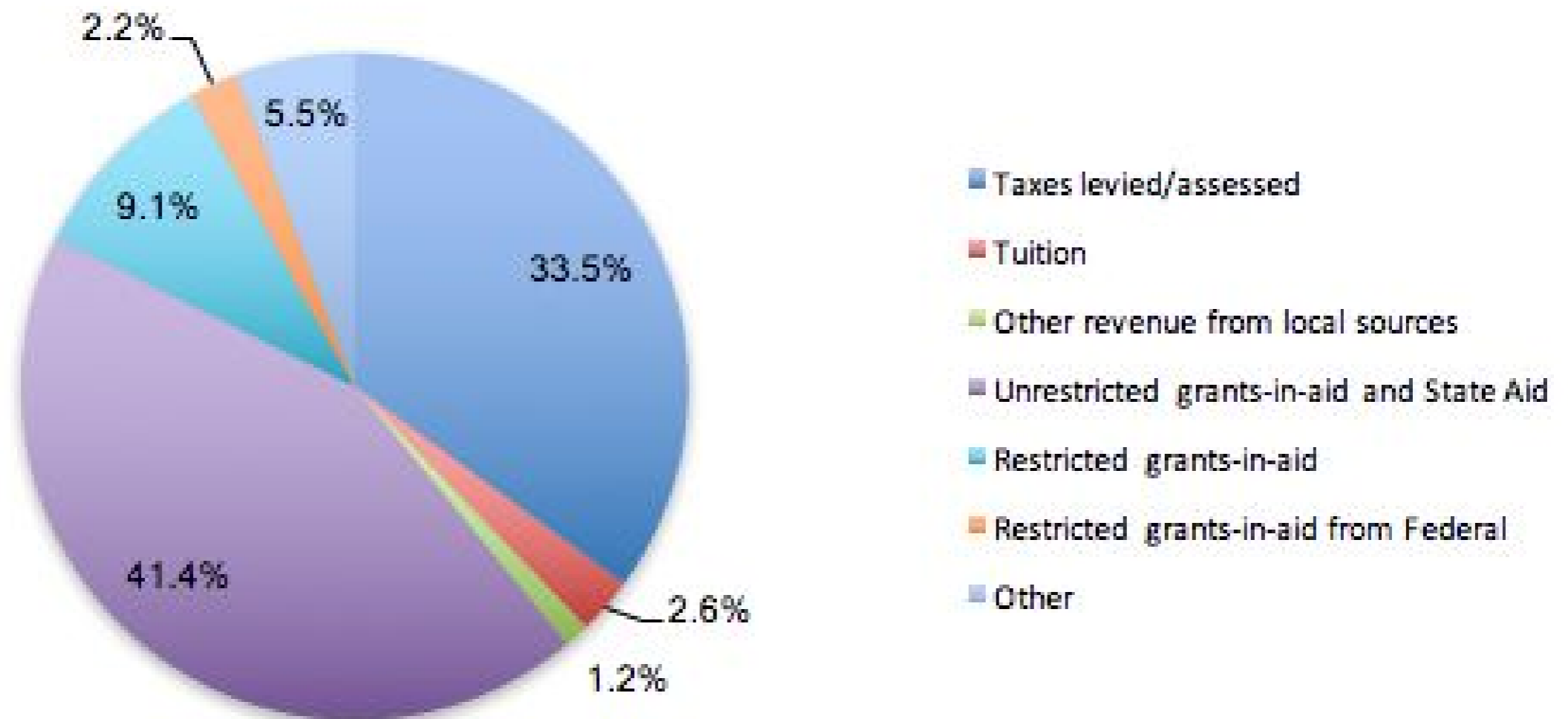
Certified Fairview Elementary Teachers - 18 (includes PK staff, does not include Counselor)

Fairview Elementary Paras - 19 (includes PK staff)

Certified staff members shared among buildings - 6

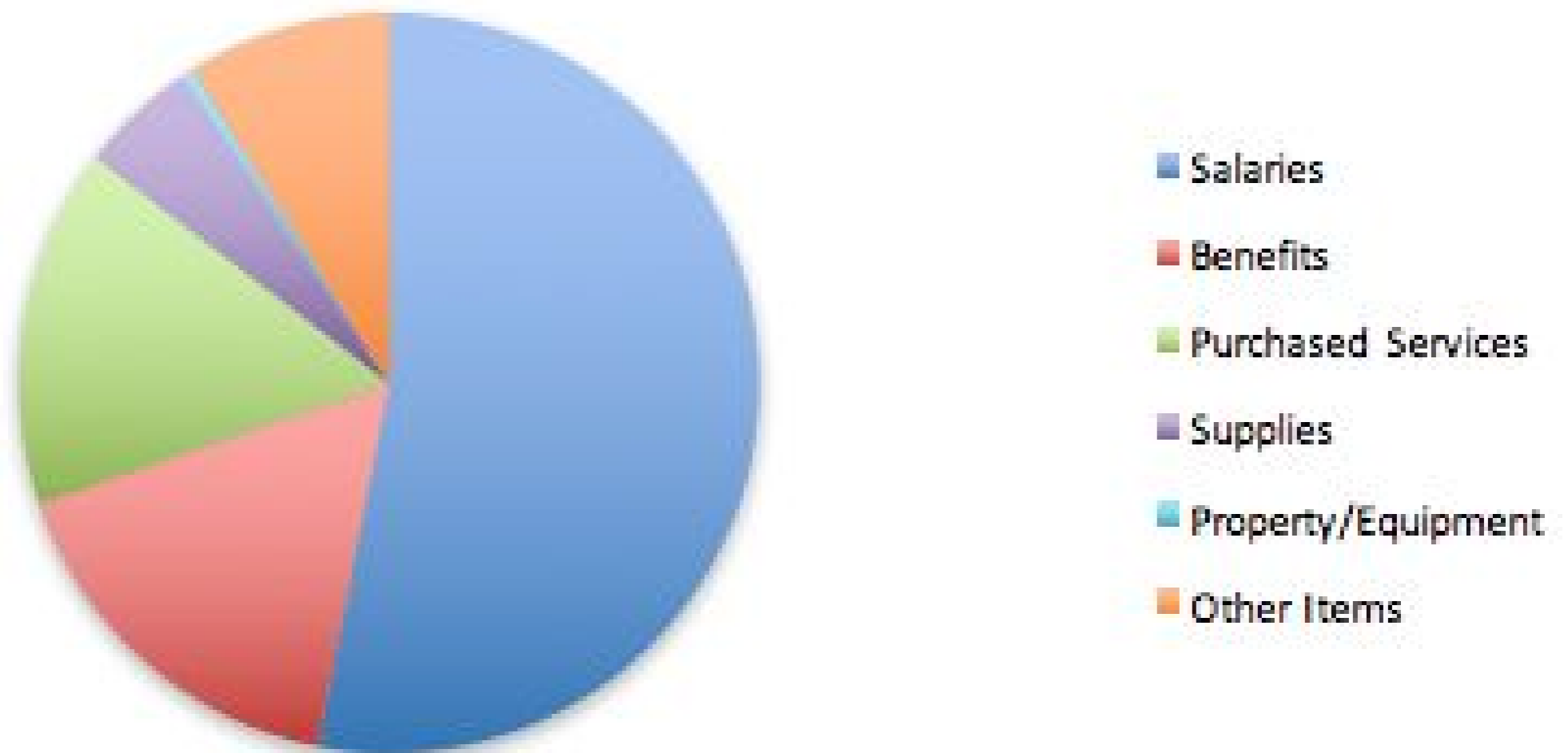
District Finances-Revenues

2018 Grinnell-Newburg Estimated Revenues

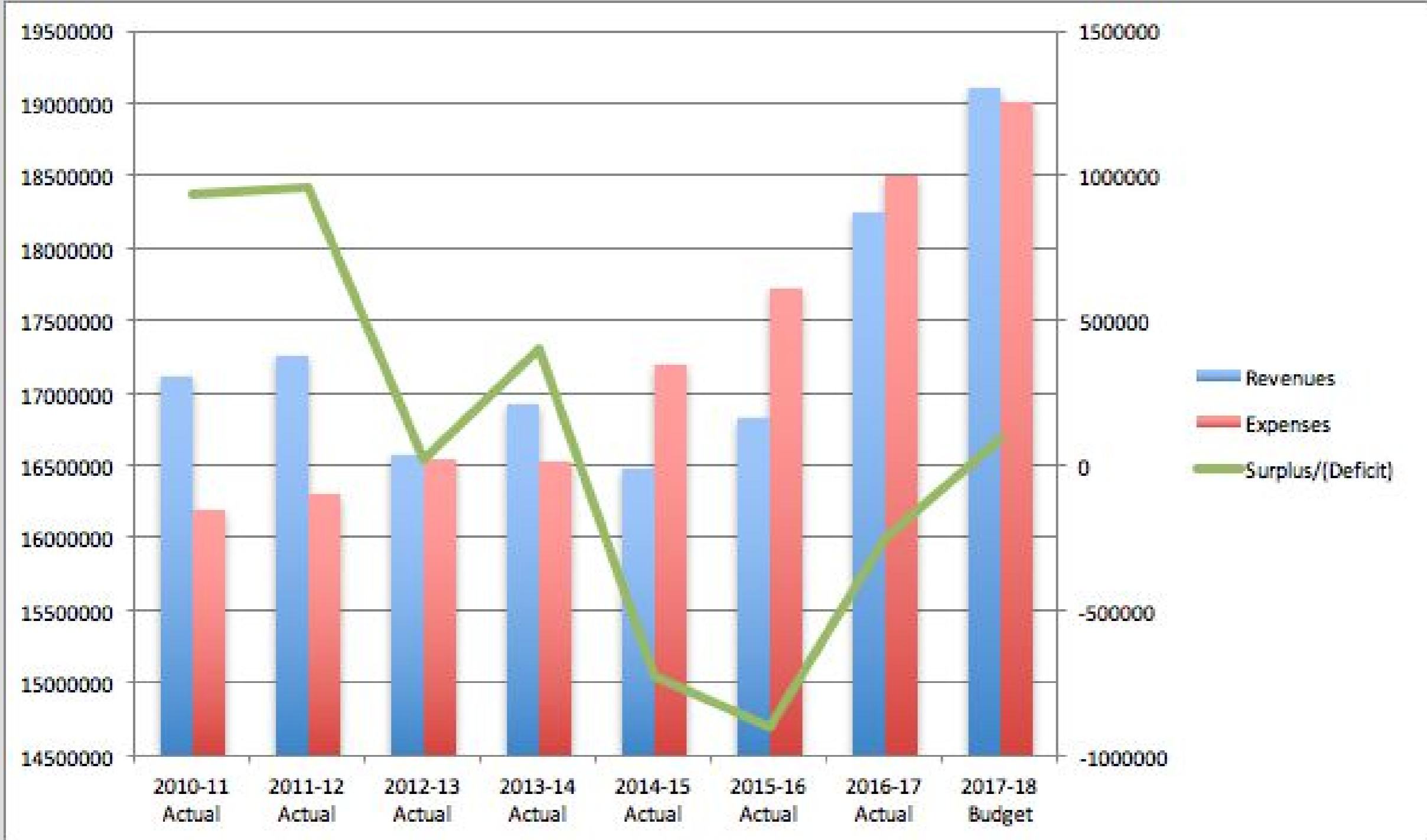


District Finances-Expenditures

2018 Grinnell-Newburg Estimated Expenditures



Financial State of the District



Technology

K-12 1:1 ratio with devices:

iPads: Grades K-2 18 classroom carts

New iPads: Grades 3-4

Two carts of iPads & individual iPad loaners: Middle School & High School

Middle School & High School

New MacBook Air 13" computers: Grades 5-12

New MacBook Pro 13" computers: Teachers

Older MacBook Pro computers: Para Educators

New iPads for K-4 Teachers

Network:

Aruba wireless system

Cat5 patch panels

Cisco/HP network switches

TLS fiber between school buildings

Fiber from UPN to high school

Services:

JAMF Mac Management Server

Apple Classroom - iPad management and engagement tool

iBoss Web Filtering Appliances

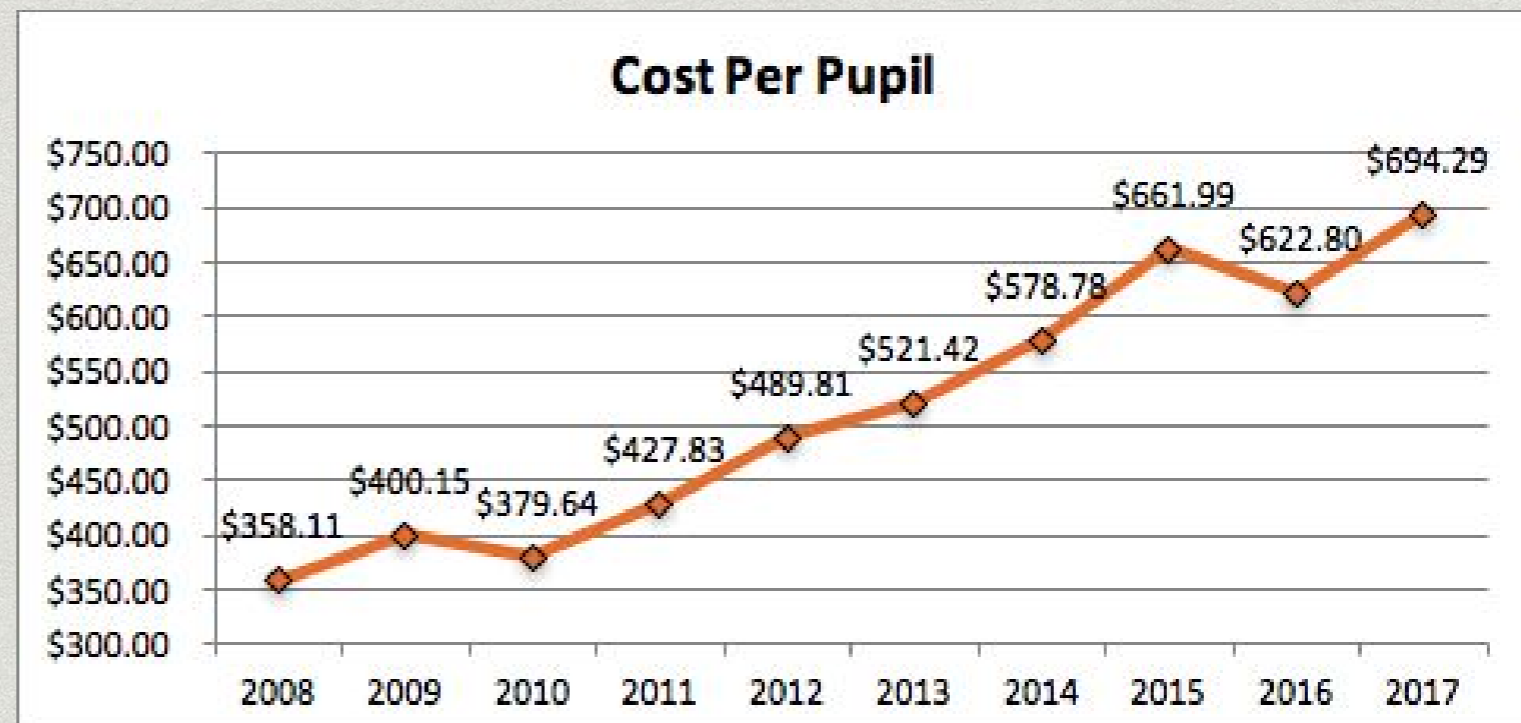
Securly Filtering System

Infinite Campus

Alexandria

Transportation

- Number of Buses: 19
 - Leased: 12
 - Activity buses: 7
- Other Vehicles: 14
 - Maintenance: 5
 - Bill's Truck/Mail: 2
 - Suburbans/vans: 7
- Annual Mileage: 170,000-200,000
- Annual Operating Costs: \$450,000-\$525,000



Facilities Activities

- Facility Plan was derived from following
 - Facility Audit with principals
 - Facility design principles tool
 - Hiring of Estes Construction
 - Estes Audit
 - Hiring of CMBA Architects
 - Community Engagements
 - Student/Staff/Admin meetings
 - Steering Committee
 - Recommendations to the Board of Education for proposed Bond Referendum
- Plan
 - Build Pre-K through 5 Elementary Building on 4th avenue
 - Renovate the Middle School 6-8 Building existing site
 - Renovate the High School existing site
 - Sell 11th Avenue
 - Use elementary buildings during construction of middle school
 - Sell remaining elementary school sites

Facilities Continued

Nutrition Program

- **5 serving/preparation kitchens (one in each building). Both breakfast and lunch served daily.**
 - Students have several lunch entree choices:
 - Elementary: 2 daily entree choices and added fruit and vegetable bars this year.
 - Middle School: Approx. 5 daily entree choices and fruit and vegetable bar.
 - High School: Approx. 7 daily entree choices and fruit and vegetable bar.
- **Average of 959 reimbursable lunches served/day**
- **Average of 198 reimbursable breakfasts served/day**
- **Average of 106 summer program lunches served/day (June 5th-August 4th)**
- **October 2017 Lunch Participation Percentage by School**
 - Bailey Park- **76%**
 - Fairview (w/o preschool)- **56.3%**
 - Davis- **69%**
 - Middle School- **60%**
 - High School- **51%**
- **Breakfast and Lunch Prices**
 - Elementary Breakfast: \$1.65
 - Elementary Lunch: \$3.05
 - Middle/High School Breakfast: \$1.80
 - Middle/High School Lunch: \$3.20
 - Reduced Price Breakfast: \$0.30
 - Reduced Price Lunch: \$0.40

Teaching and Learning Activities/Trainings

- Marzano
- Schoolwide
- Vanguard Teacher Cohort
- Discipline Literacy
- Workshop model
- PLTW Lead Teachers
- NGSS
- Olweus Bullying Prevention Program
- Mental Health
- CPI
- Global Compliance: Harassment, blood borne pathogen, ethics, bullying
- Assessment overview
- Safety and Security
- Student technology leadership team
- Professional Learning Community Facilitator Training
- iPad Training for teachers
- Apple Academy
- Apple Teacher Certification
- JAMF Certified Technician Training
- Apple Certified Mac Technician Training

Curriculum/Programming 2017-18

- PLTW
- Reading writing Pilot
- New standards for Social Studies (K-12)
 - MS/HS work to begin in January 2018
- NGSS
 - Full implementation by 2019
- Instructional Coaching Activities
 - HS: Coaching cycles with individual teachers; Planning and delivering professional development on Disciplinary Literacy; Working with Science Teachers on NGSS roll-out & Social Studies teachers on unpacking new standards
- TAG Delivery of Services
- Middle School Spanish
 - Lunchtime Language Learners at Davis Elementary
- Increased PE time
- Implementation of Diversity activities

Elementary Goals

Reading Goal:

- 85% of all students will demonstrate targeted growth or proficiency in the area of reading as indicated on the MAP assessment utilizing effective, collaborative professional learning communities.
- 85% of all students will demonstrate targeted growth or proficiency in the area of reading as indicated on the NWEA or Iowa Assessments.

Math Goal:

- 85% of all students will demonstrate targeted growth or proficiency in the area of math as indicated on the MAP assessment utilizing effective, collaborative professional learning communities.
- 85% of all students will demonstrate targeted growth or proficiency in the area of mathematics as indicated on the NWEA or Iowa Assessments.

Science Goal:

- In the 2017-18 school year K-2 classrooms each implemented 2 PLTW Modules. For the 2017-18 school year, the goal is full implementation which includes each K-2 classroom completing 4 PLTW Modules successfully and with fidelity.
- For the 2017-18 school year, the goal is full implementation which includes each K-4 (grades 3-4 at Davis) classroom completing 4 PLTW Modules successfully and with fidelity.

Culture/Climate Goal:

- Increase parent and student engagement through a positive and welcoming learning environment.
- Over the course of the 2017-2018 school year, baseline data will be collected and Davis Elementary staff members will work to increase parent and student engagement through a positive and welcoming learning environment.

GMS

Grinnell Middle School Goals 2017-2018

1. In the 2017-2018 school year, 85% of the students will demonstrate growth on the Iowa Assessment and/or the Measures of Academic Progress (MAP) reading tests.
2. In the 2017-2018 school year, 85% of the students will demonstrate growth on the Iowa Assessment and/or the Measures of Academic Progress (MAP) math tests.
3. In the 2017-2018 school year, 85% of students will demonstrate growth on the Iowa Assessment and/or the Measures of Academic Progress (MAP) science tests.
4. Throughout the 2017-2018 school year, staff, students, and parents will participate in collaborative processes that impact student learning.

GHS

Grinnell High School Goals 2017-18

1. During the 2017-18 school year, 50% of students in grades 9-11 will meet or exceed a year's NSS growth in Reading Comprehension on the Iowa Assessments. (*District long-range goal #1*)
2. During the 2017-18 school year, the percentage of students (listed below) will be engaged in cognitively complex tasks involving disciplinary literacy skills. (*District long-range goal #2*)
 - a. Students engaged in IPI Level 5 & 6 tasks will increase from 34% to 39%
 - b. Students engaged in tasks aligned with AIW standards will increase from 46% to 51%
 - c. Students engaged in technology-based tasks highlighting critical thinking, problem solving, & decision-making skills (as reported by students on the Clarity Survey) will increase from Proficient to Exemplary.
3. By the 2019-20 school year, the culture and climate of GHS will improve as per the following indicators: (*District long-range goal #3*)
 - a. Student 4 year graduation rates will increase from 90% (in 2015-16) to 95% (in 2019-20).
 - b. Student 5 year graduation rates will increase from 91% (in 2014-15) to 96% (in 2019-20).

Opportunities for students

Elementary

- Summer Program, Music Speaks, Focus Days, Girls' Math Club, Lunchtime Language Learners, Diversity Lessons, Makerspace, Cultural Arts programs, Student Technology Leadership Team

Middle School

- 6 Sports
- Clubs & Other Organizations: Math Counts, Chess Club, Drama Club, Art Club, Spring Play, Jazz Band, Honor Choir, Student Council, FCA, Band, Choir, ISTEP, Makerspace,

High School

- 19 Varsity Sports (lower levels offered as well)
- Fine Arts Opportunities: Curtain Club, Thespians, Band, Choir, Fall Play/Spring Musical, Jazz Band, Large Group Speech, Individual Speech, Model UN, Debate
- Clubs & Other Organizations: Fellowship of Christian Athletes, Diversity Alliance, Spanish Club, Harry Potter Club, Film Club, SWAG (Student Writers @ Grinnell), Art Club, Students Against Sexual Assault, Robotics Club, FFA, FCCLA, Math Club, Student Council



Assessment Data Charts

- Measure of Academic Progress (MAP)
- Iowa Assessments
- FAST Data
- ACT

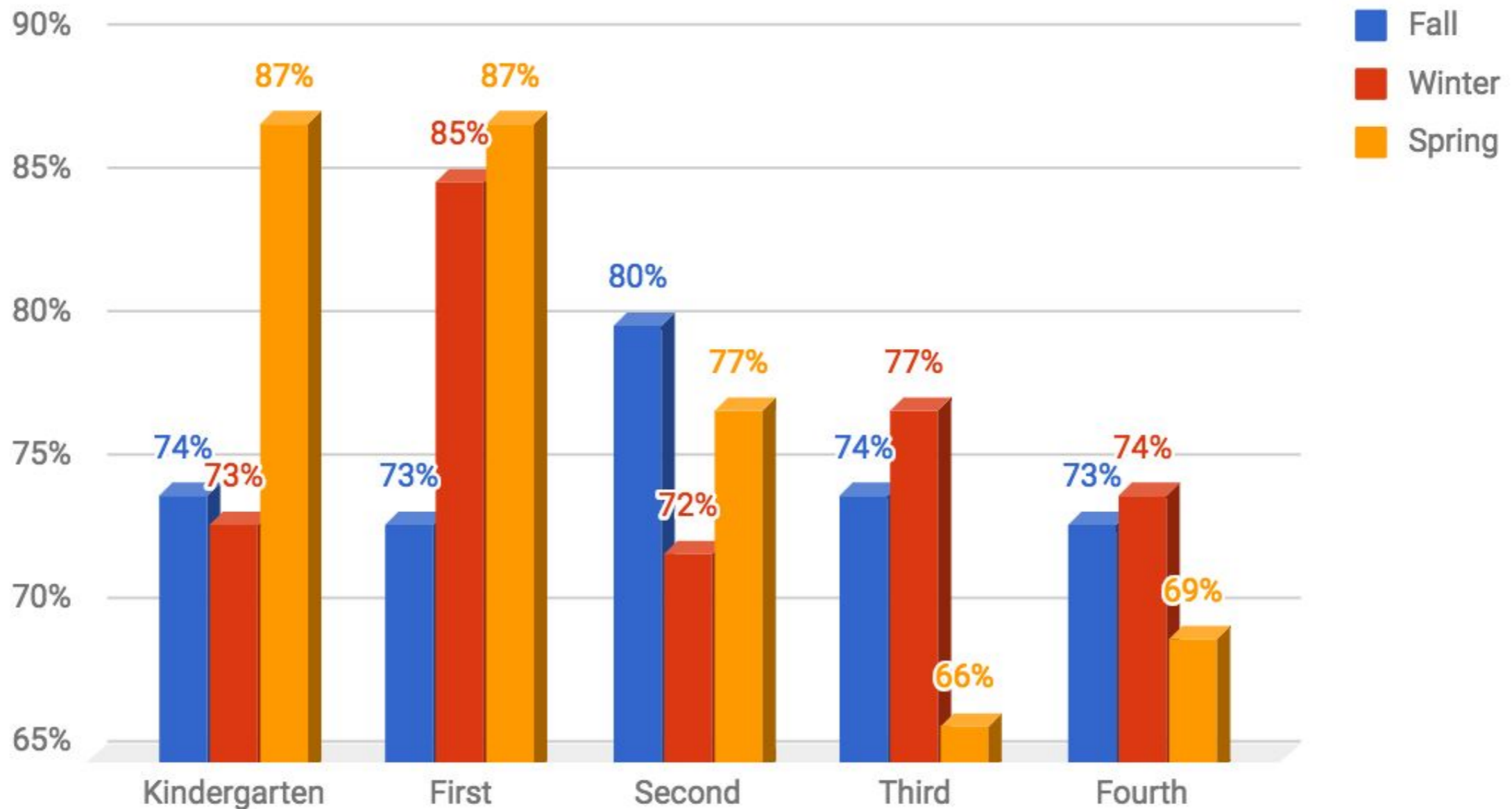


Overall Fall MAP 2015- 2017 Achievement

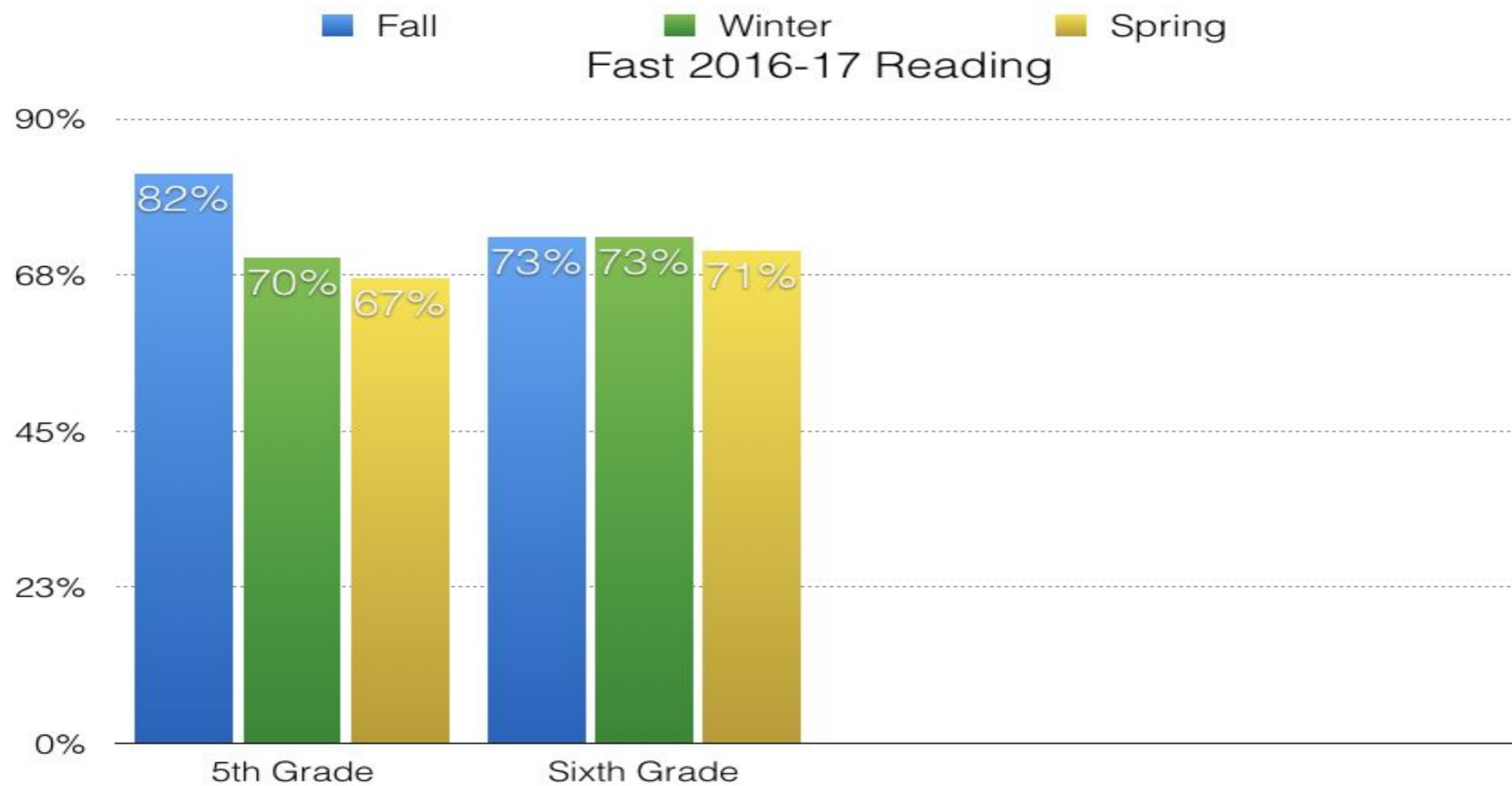
Grade	Reading At or Above Grade Norm			Math At or above Grade Norm		
	2015	2016	2017	2015	2016	2017
K	70.5%	74%	66%	61.5%	63.5%	84%
1	64.5%	75%	75%	65.5%	65%	76%
2	75%	80%	71%	78.5%	83%	70%
3	61%	65%	64%	60%	63%	63%
4	69%	59%	61%	59%	57%	53%
5	71%	65%	64%	66%	69%	68%
6	67%	73%	64%	55%	67%	52%
7	68%	70%	73%	67%	74%	72%
8	77%	71%	79%	79%	69%	73%

FAST Assessment 16-17 Reading K-4 Grade

Fall, Winter and Spring

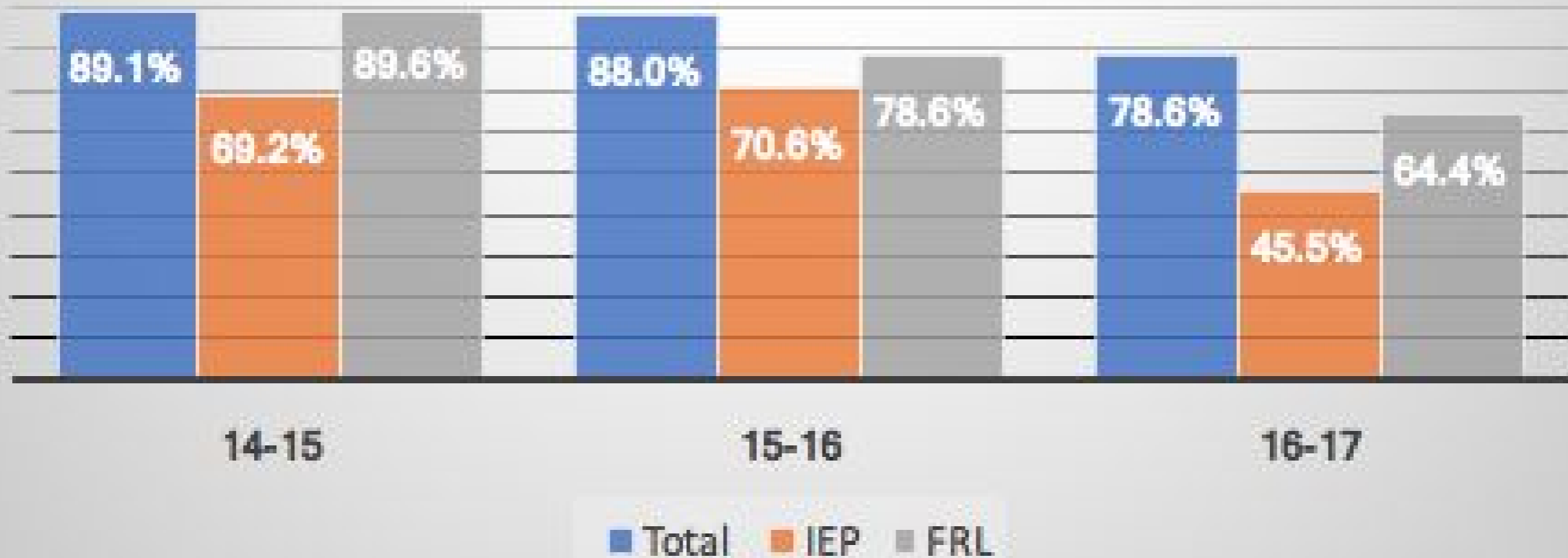


FAST Assessment 16-17 Reading 5th-6th Grade

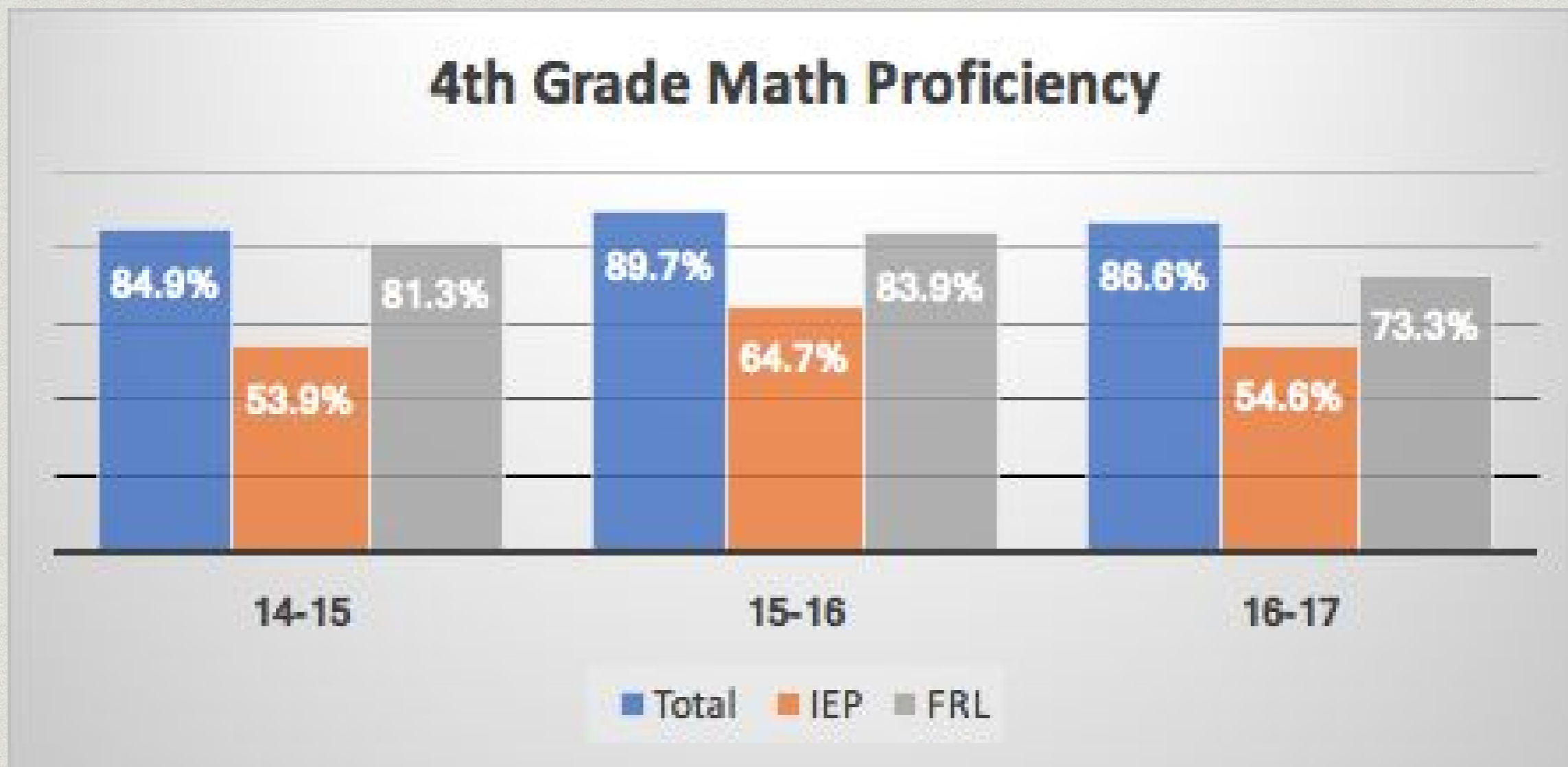


Iowa Assessment 4th Grade Reading

4th Grade Reading Proficiency

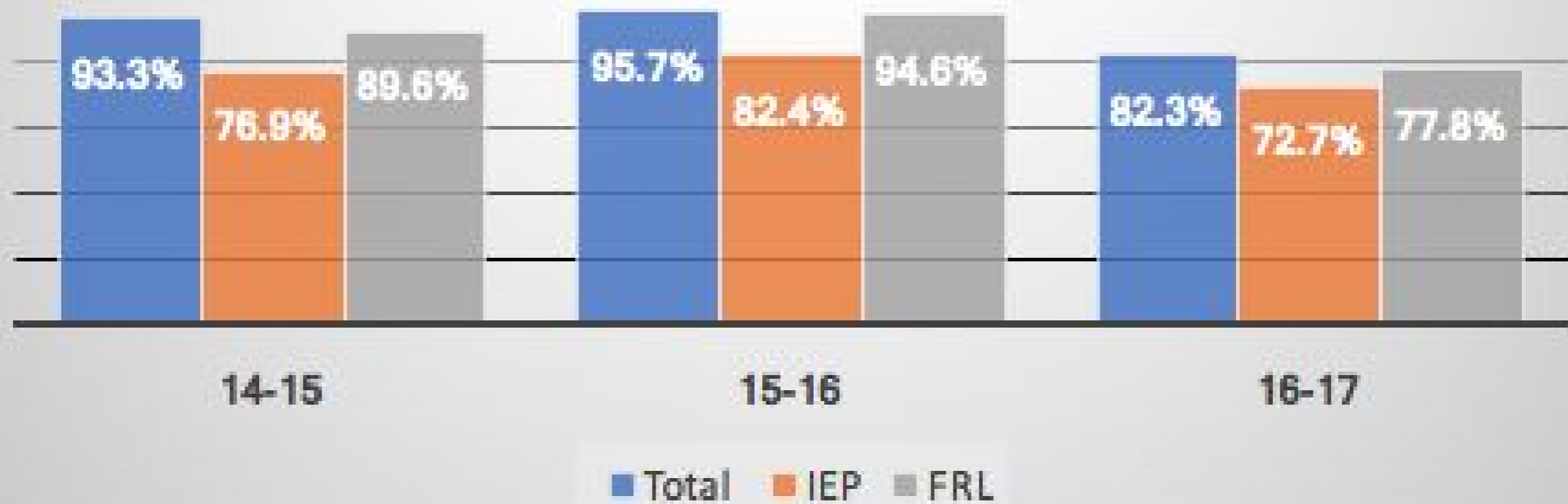


Iowa Assessment 4th Grade Math

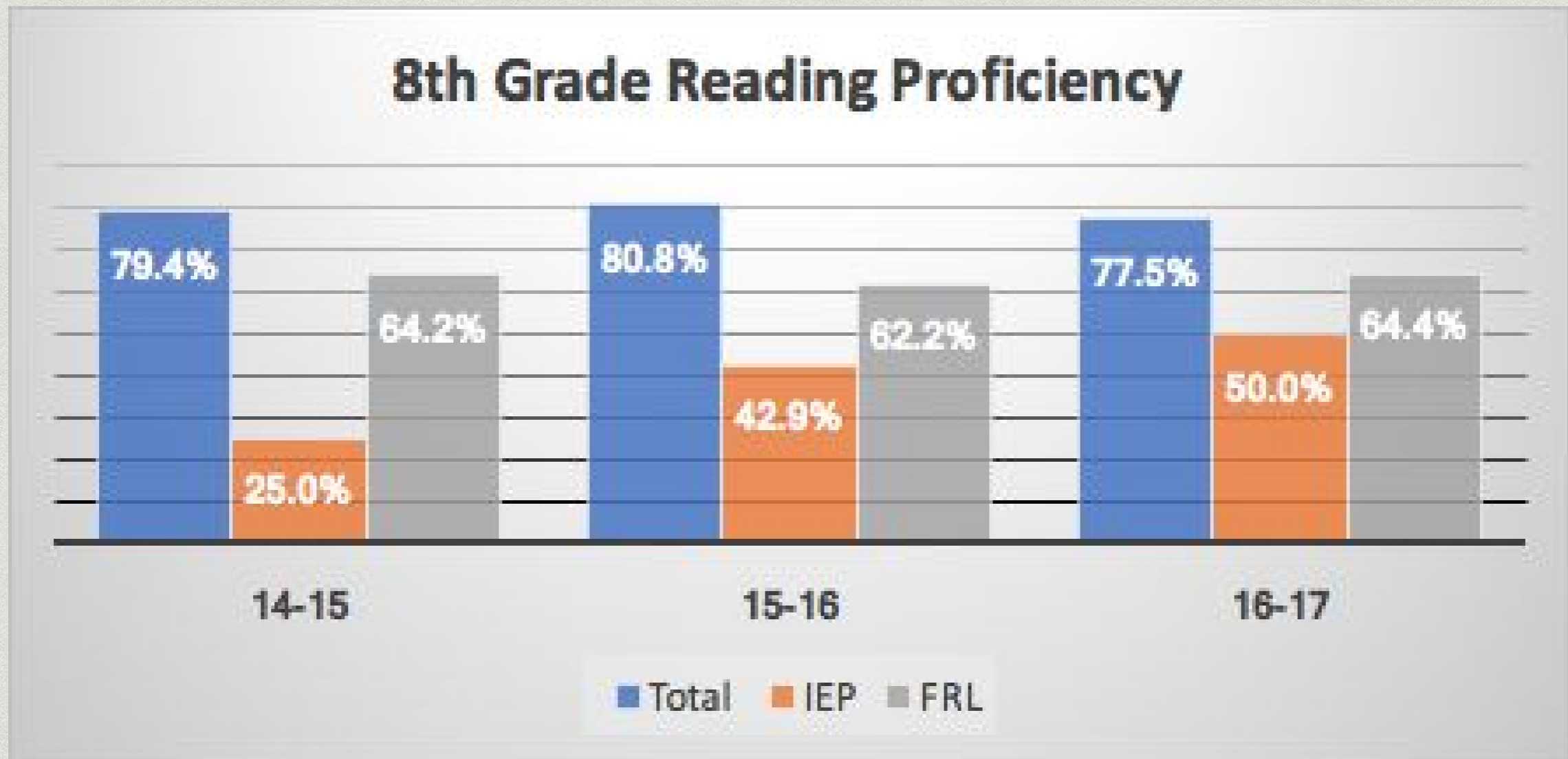


Iowa Assessment 4th Grade Science

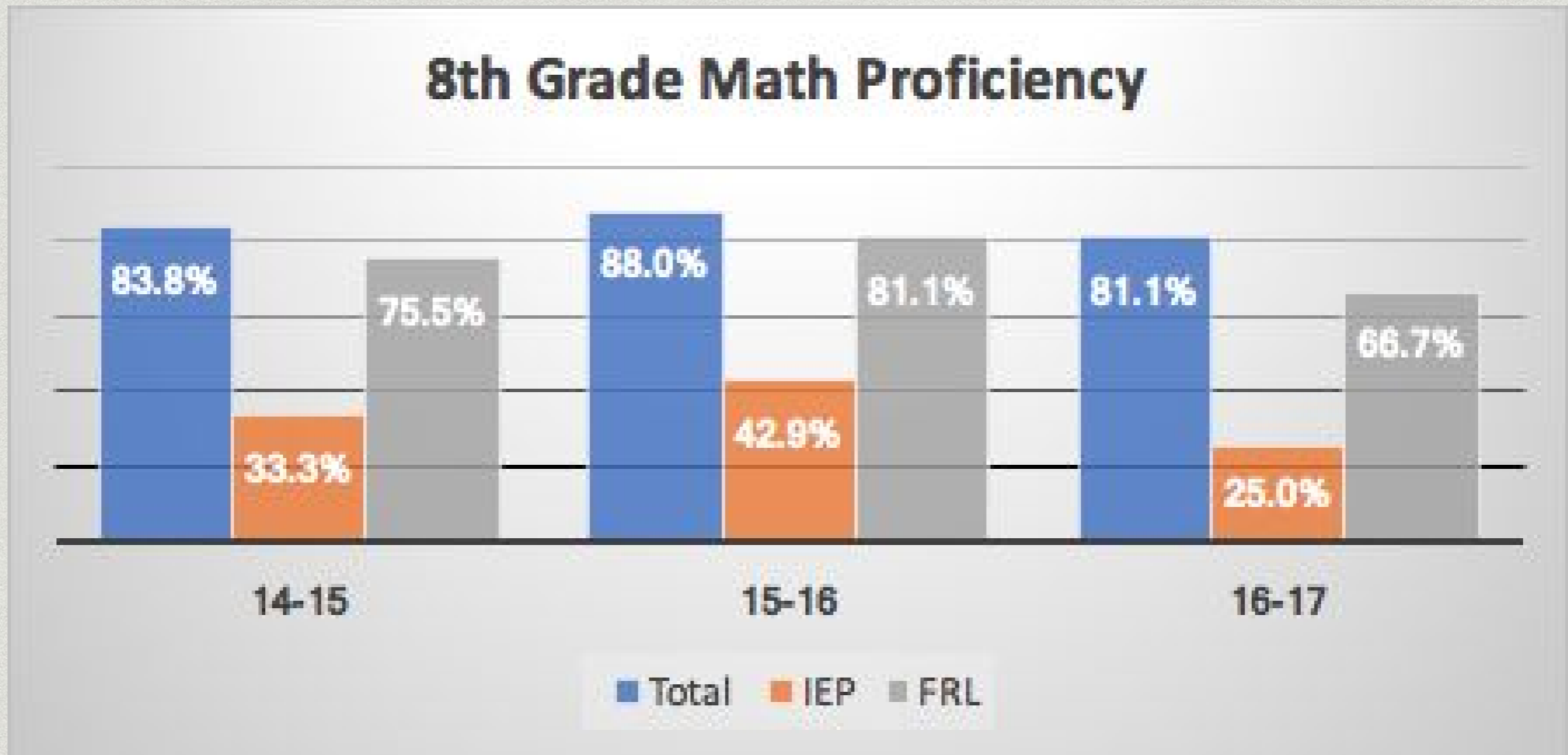
4th Grade Science Proficiency



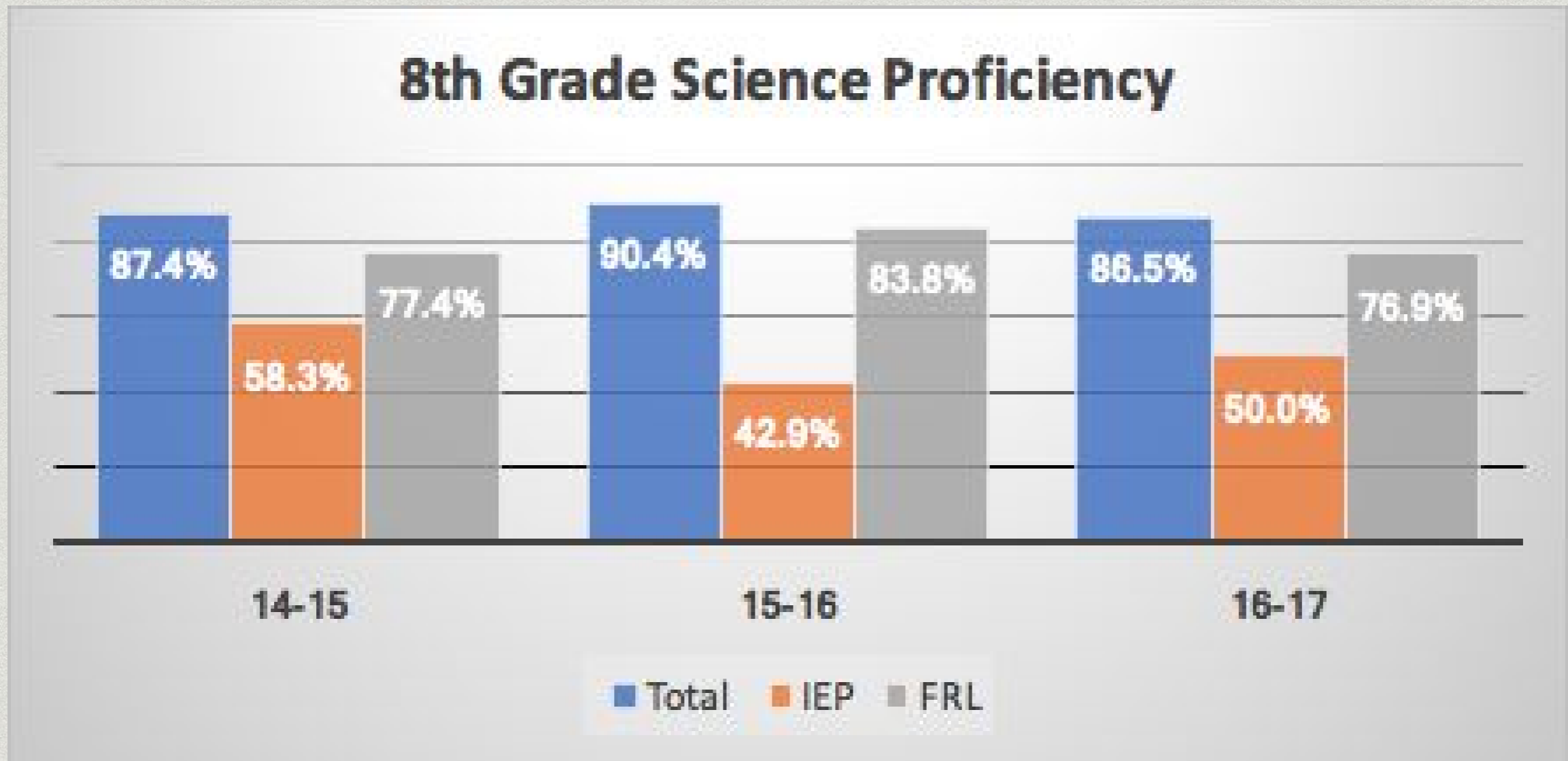
Iowa Assessment 8th Grade Reading



Iowa Assessment 8th Grade Math

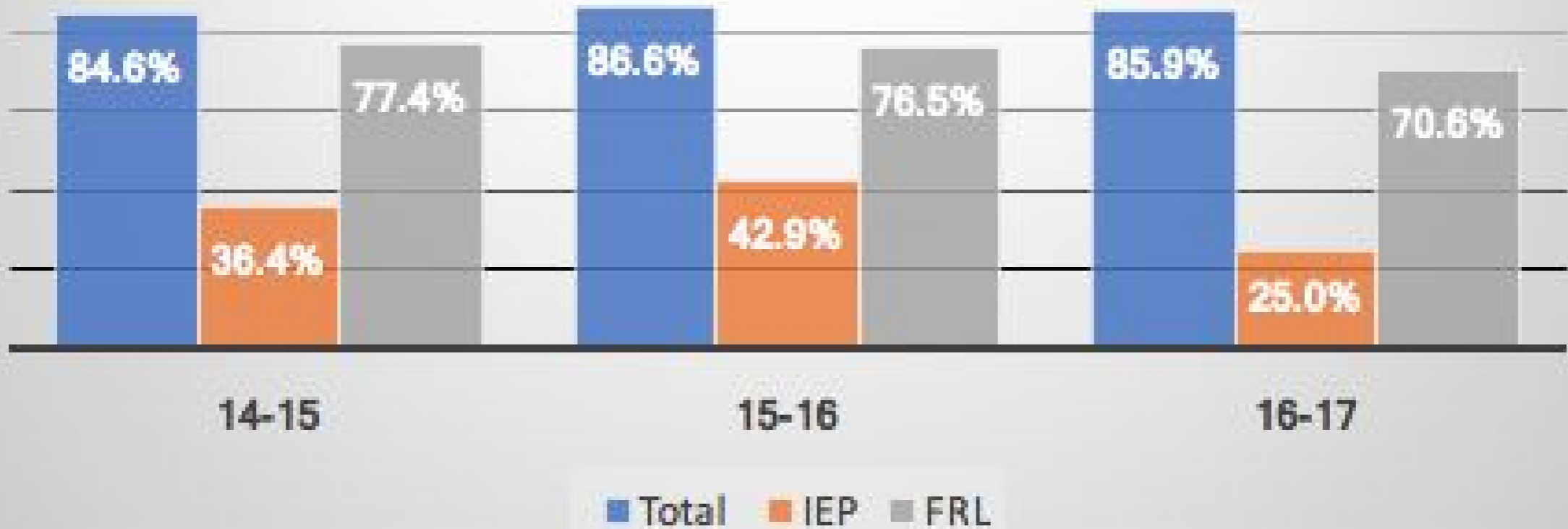


Iowa Assessment 8th Grade Science

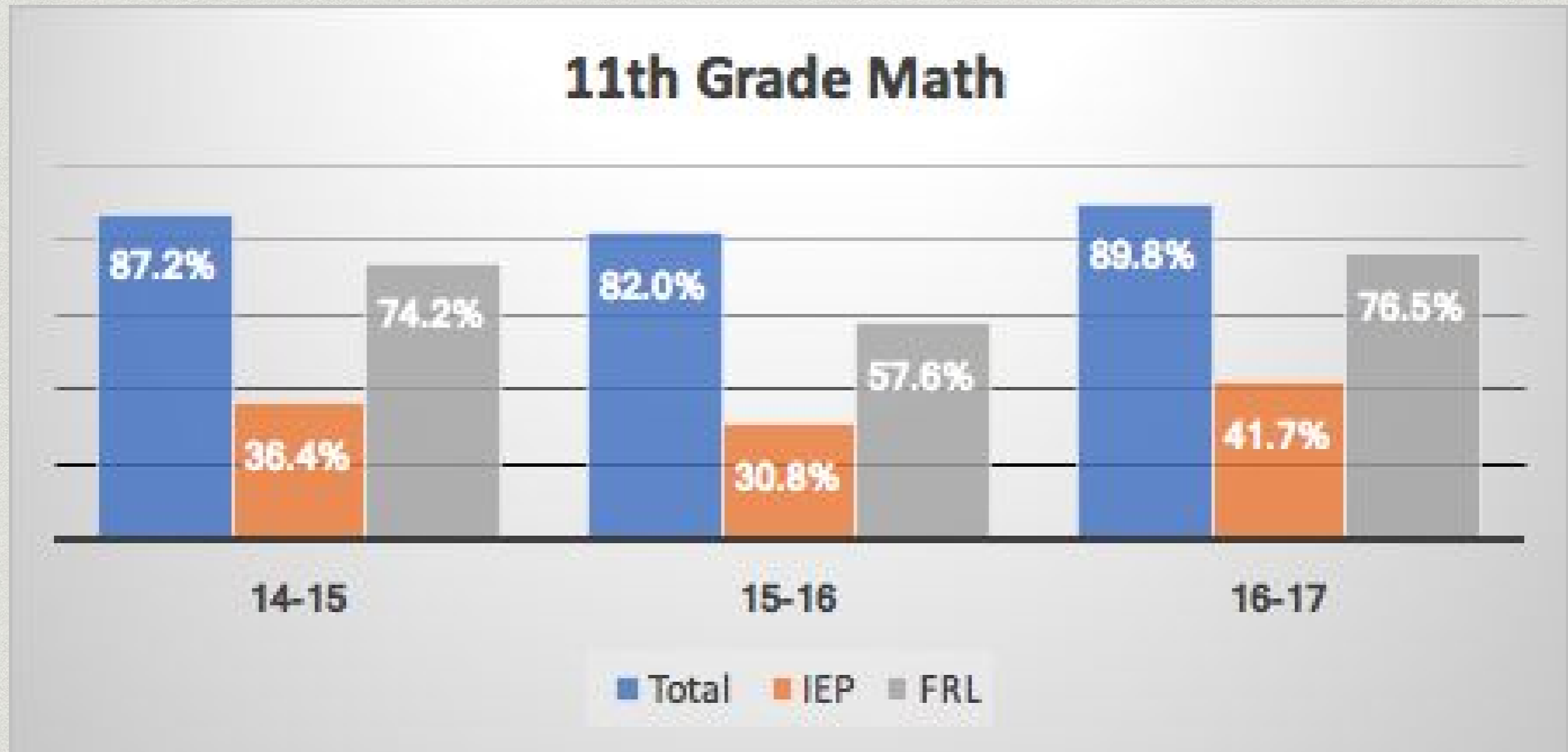


Iowa Assessment 11th Grade Reading

11th Grade Reading

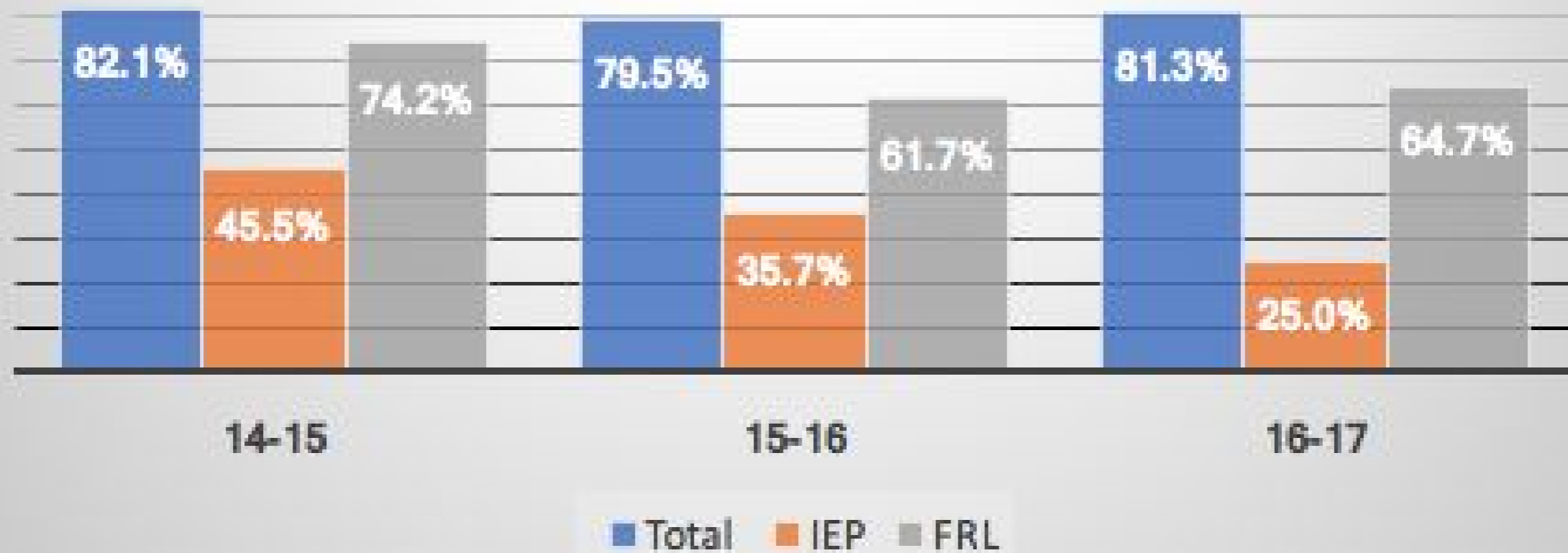


Iowa Assessment 11th Grade Math



Iowa Assessment 11th Grade Science

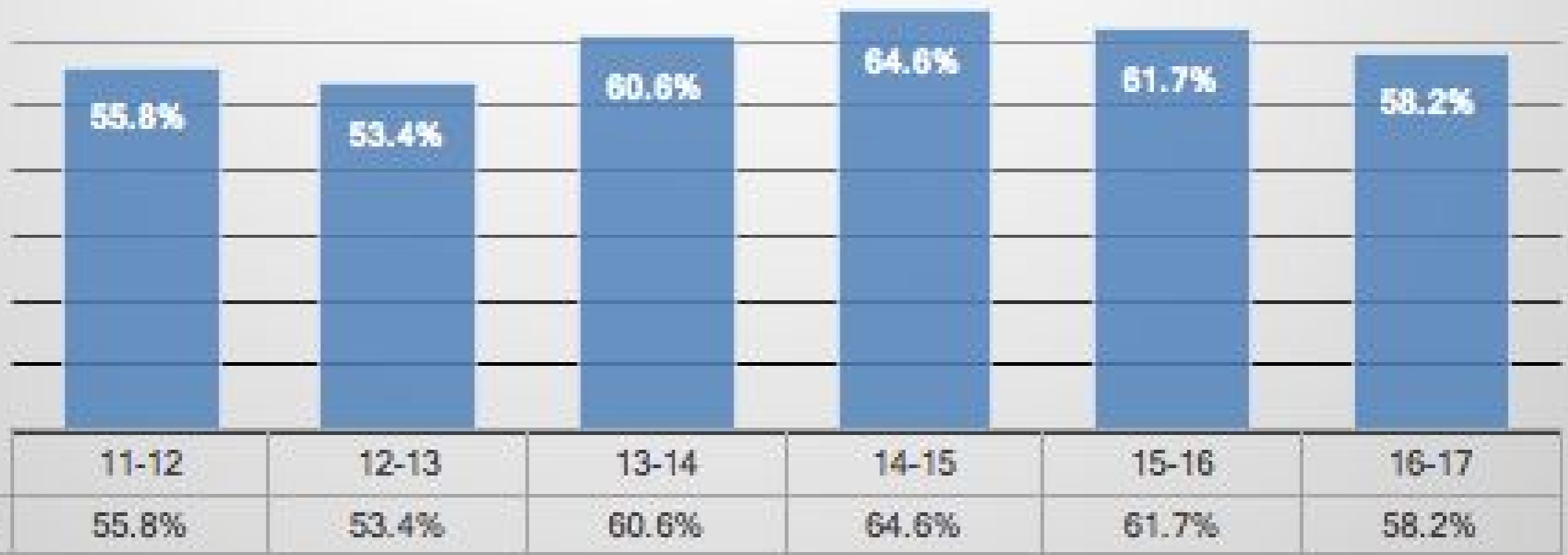
11th Grade Science Proficiency



ACT Data: Participation Trends

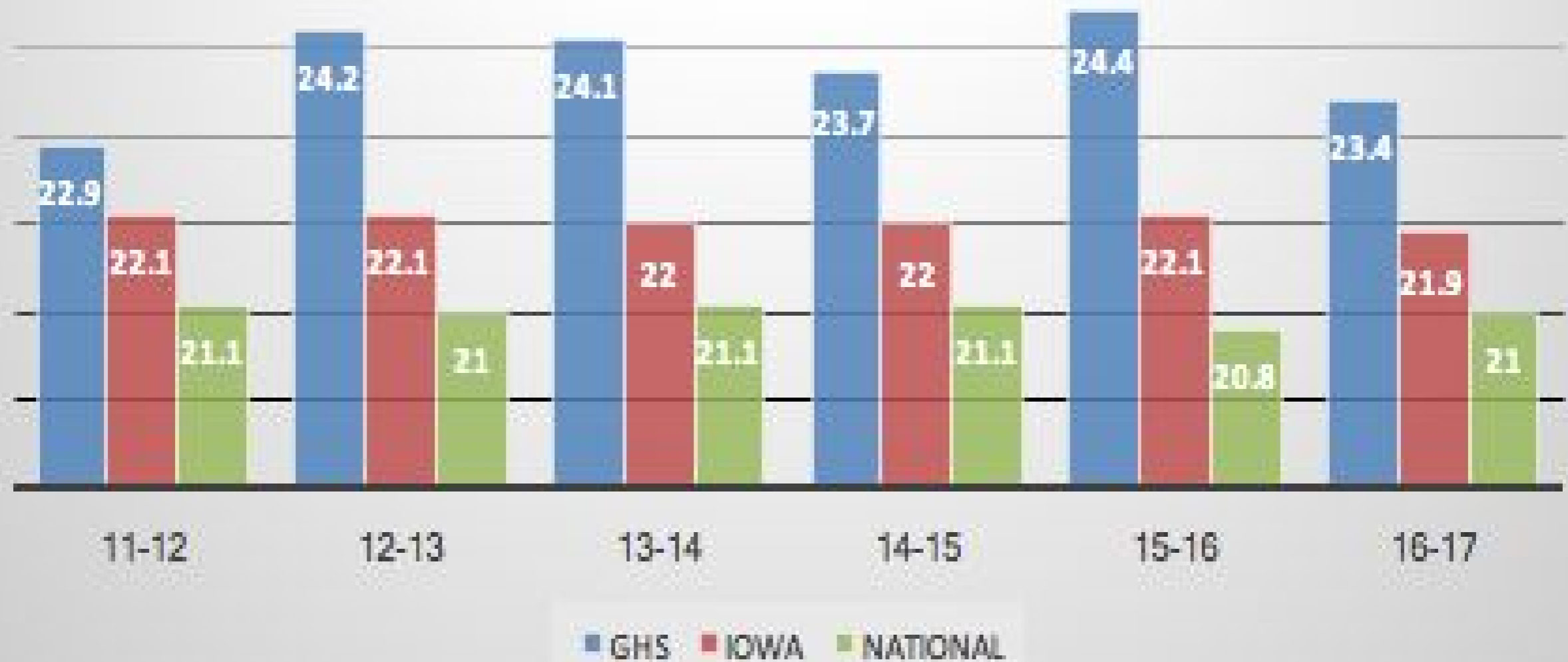
GHS ACT Participation Data (12th Grade Graduates)

% of 12th Grade Students



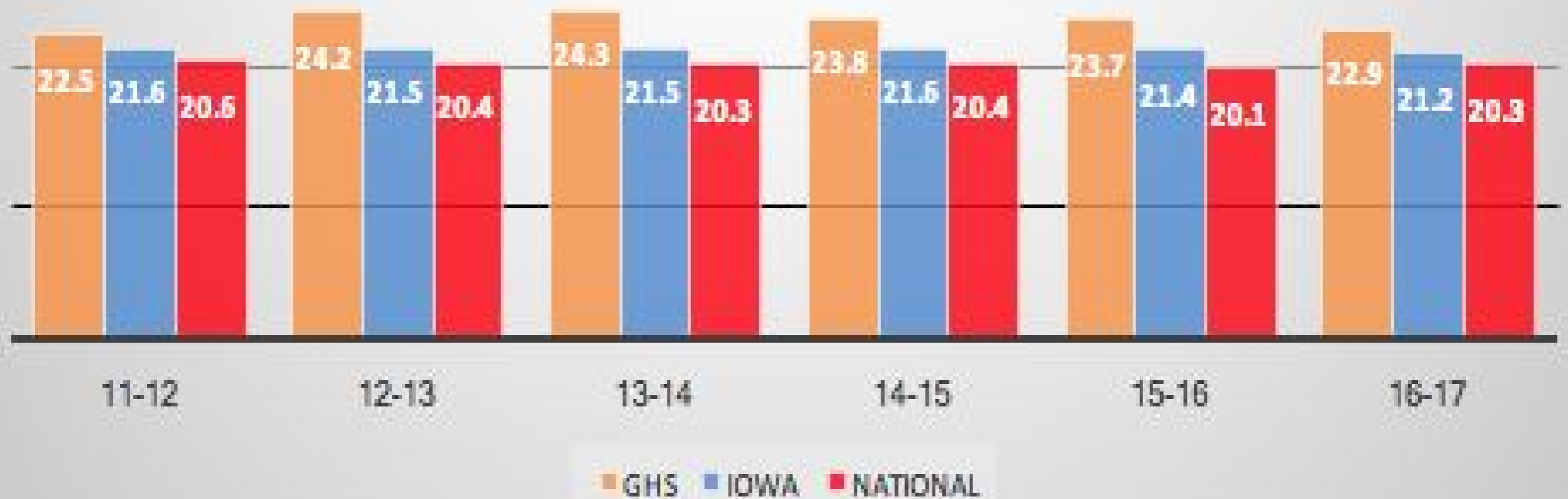
ACT Avg. Composite Trend

Avg. ACT Composite Scores



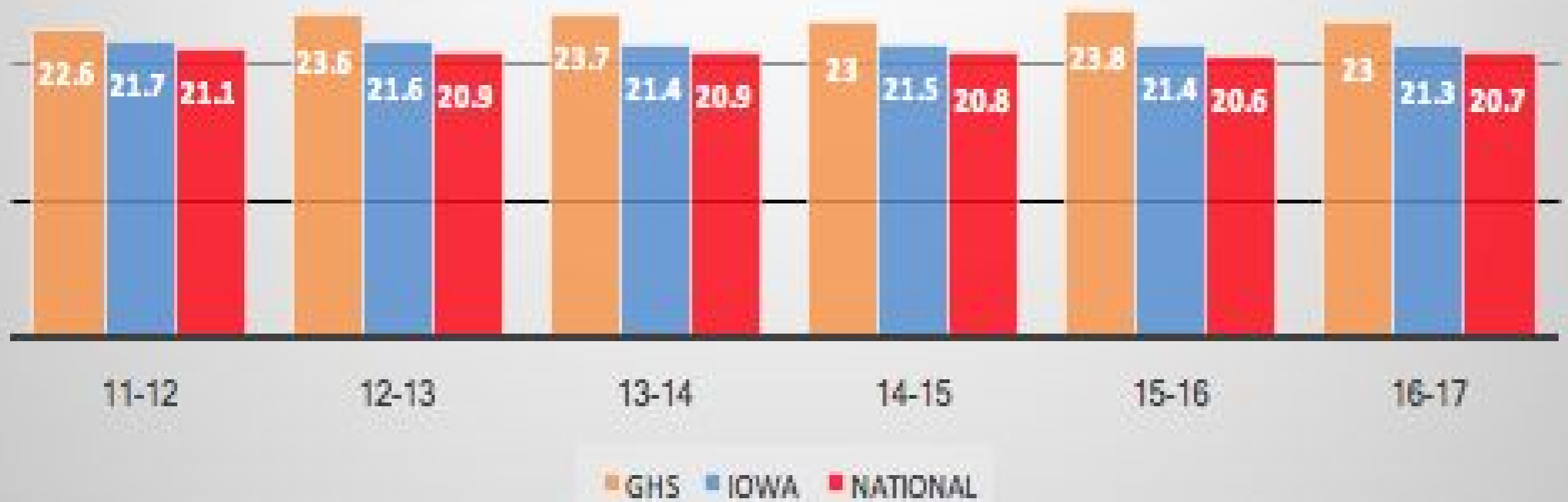
ACT Avg. English Trends

Avg. ACT English



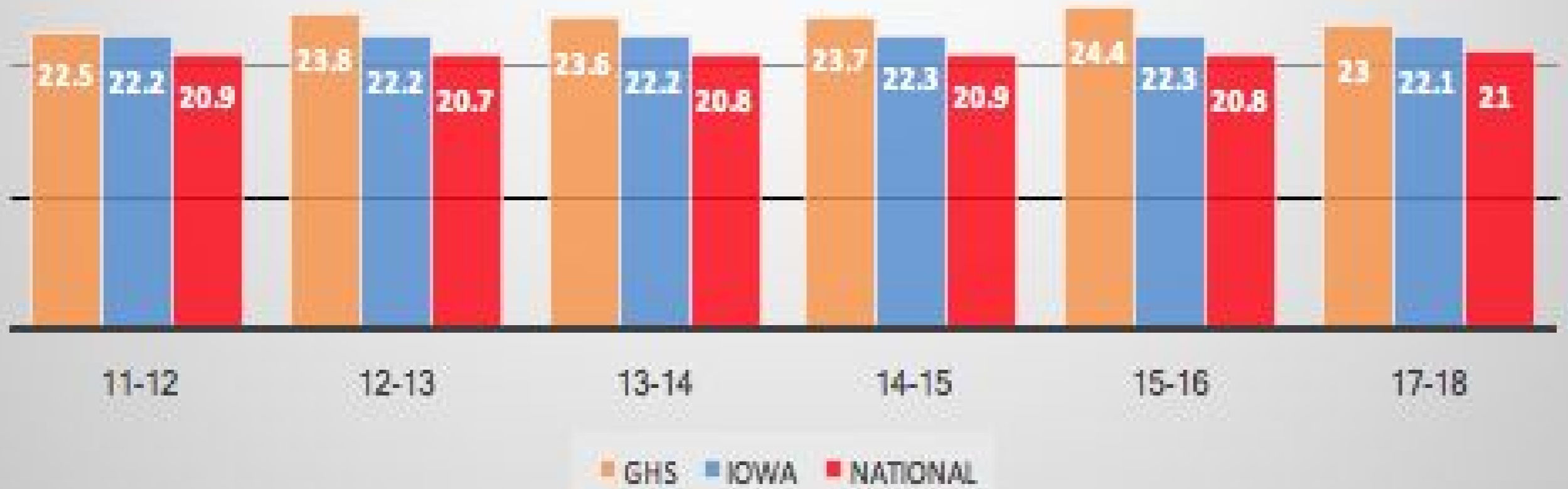
ACT Avg. Math Trends

Avg. ACT Math



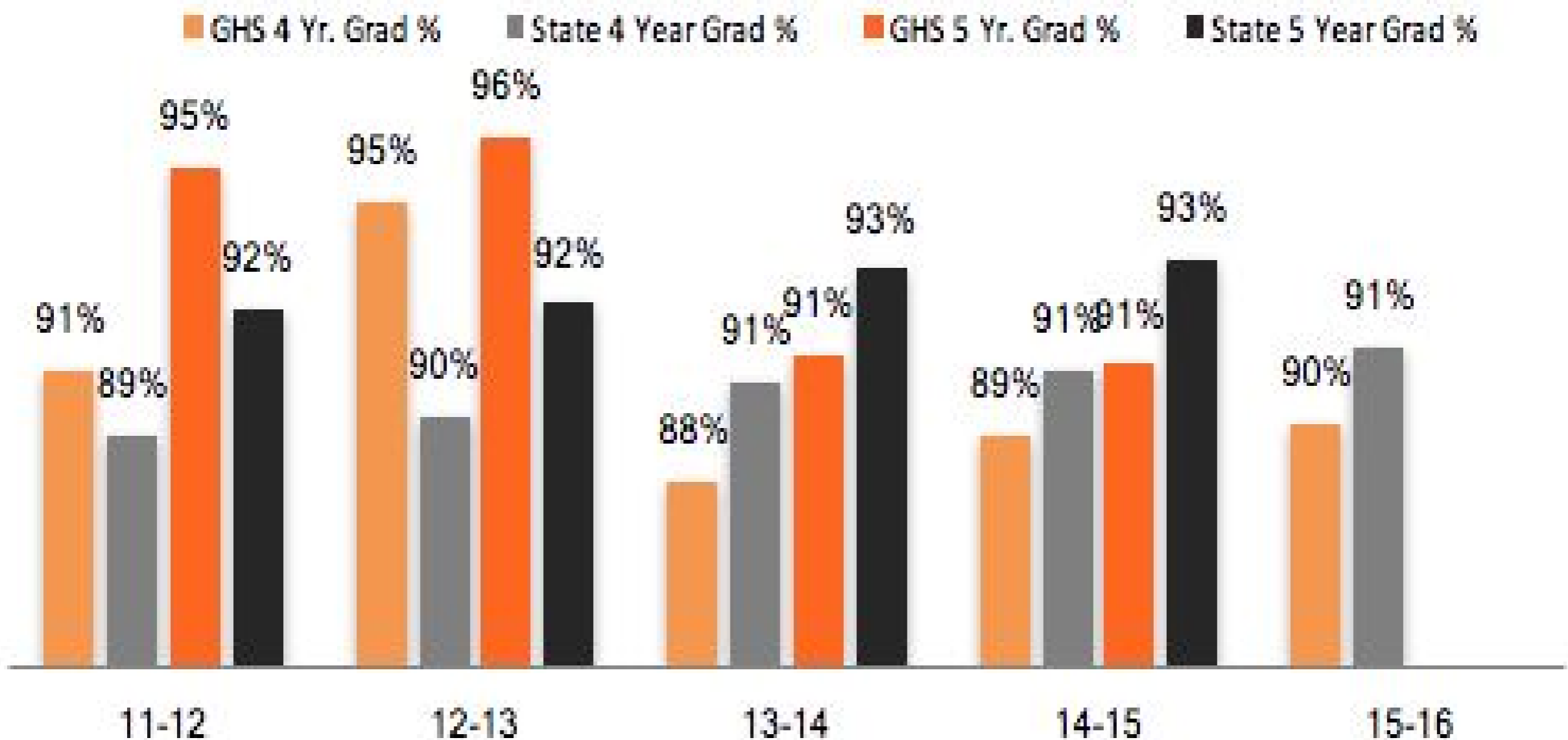
ACT Avg. Science Trends

Avg. ACT Science



Graduation Rates: Most recent as released by the Dept. of Ed.

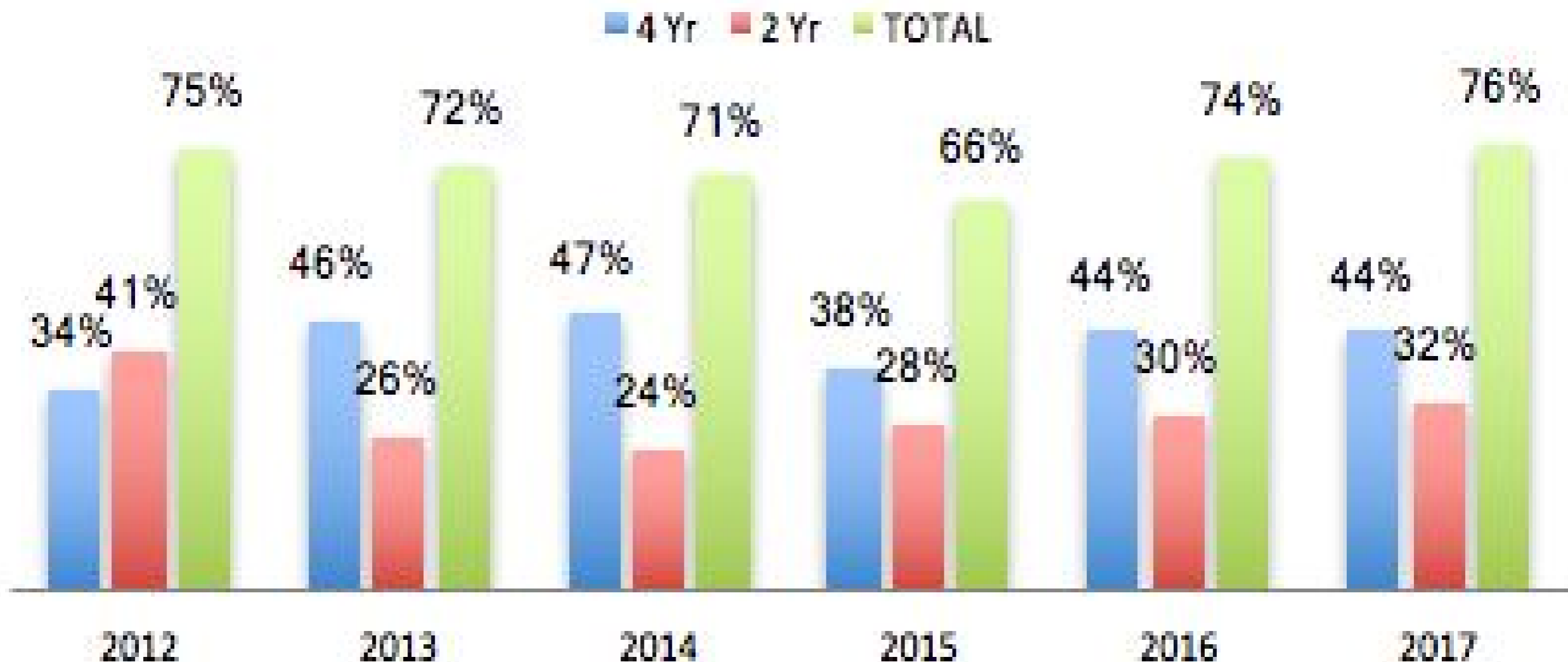
GHS vs. State Grad Rates (4 yr & 5 yr)



Post-Secondary Enrollment: By Institution Type

College Enrollment by Institution (4 Year vs. 2 Year)

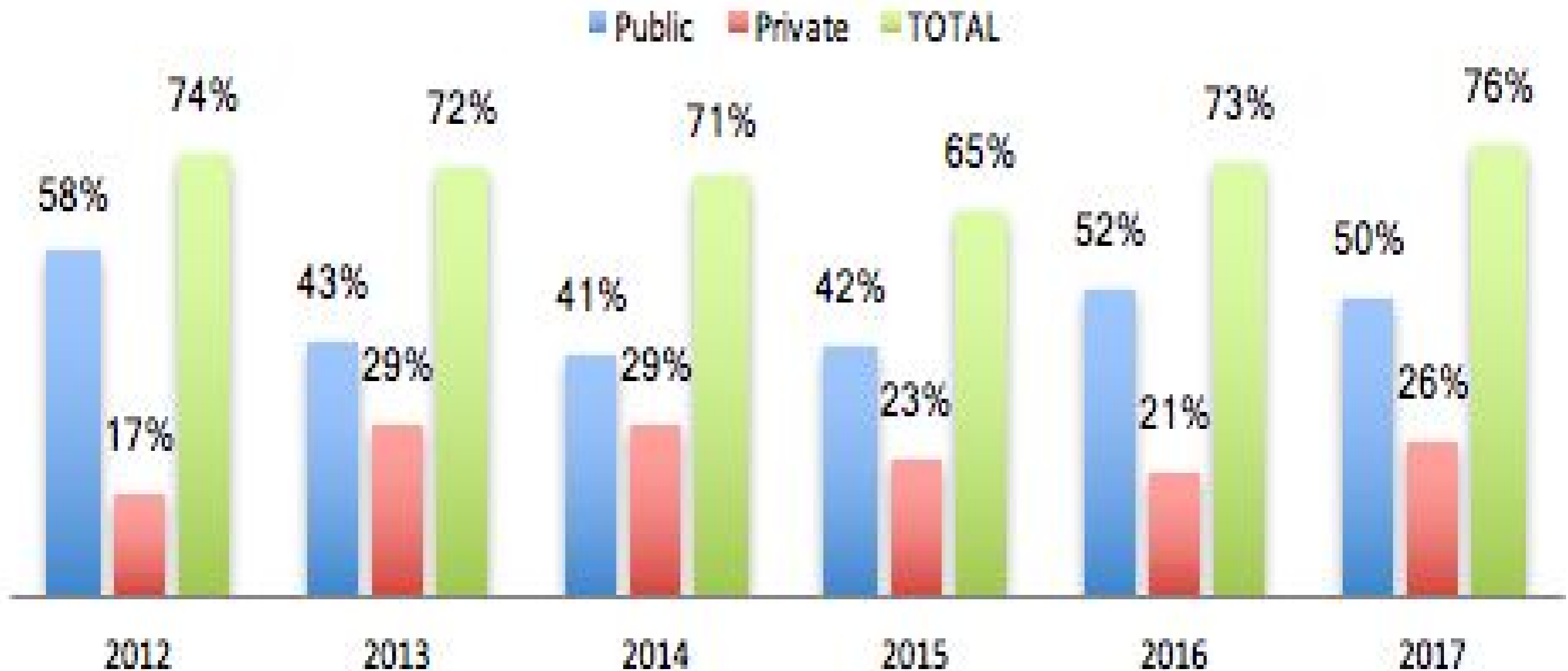
• Enrollment in PS immediately after high school



Post-Secondary Enrollment: By Institution Type

College Enrollment by Institution (Public vs. Private)

* Enrollment in PS immediately after high school



Celebrations

Middle School

Engineering Fair

Student presentations to the board

Student representatives on building committees

Mileage Club at recess for 5th and 6th grade

18 out of 40 teachers have been involved in the Apple Vanguard training. One teacher received training to be an Apple Learning Specialist.

Fifth grade focus on Kindness -- after several activities during school including reading the book **Wonder** students went to the Grinnell theater to watch the movie

High School

- GHS Varsity Debaters for winning the CIDL for the 3rd year in a row - Oswaldo Ambrosio, Robbie Shore, and Isabella Gallegos were named All-Conference Debaters!
- GHS statewide student leaders selected by their peers for a number of organizations: Kevin Werner (District FFA Officer), Ava Dietrich (State Thespian Officer), & Sydney Astelle (District FCCLA Officer)
- GHS All-State Musicians - Mairead Brownell, Nick Jacobson, David Krumm, Maggie Levandoski, & Rob Clower
- GHS Boys & Girls Cross Country Teams earning spot at the state meet and Mary Blanchard and Tommy Clower earning All-State honors!
- GHS State Marching Band earning a Division I at the state contest for the umpteenth time in a row!
- GHS FFA Teams dominating in judging contests this fall!
- Danica Nolton as a finalist for the Herbert Hoover Uncommon Student Award & Isabella Gallegos selected as a Legislative Page for the spring session!
- GHS Girls Swim Teamers for placing at the Regionals in their 200 medley, 200 free, and 400 free relays - Also, to Kayli Mackin for earning Athlete of the Year Honors!
- And to Sienna Durr & Lucas Scherf who signed to play D1 basketball at Columbia and D1 golf at Drake, respectively

Questions